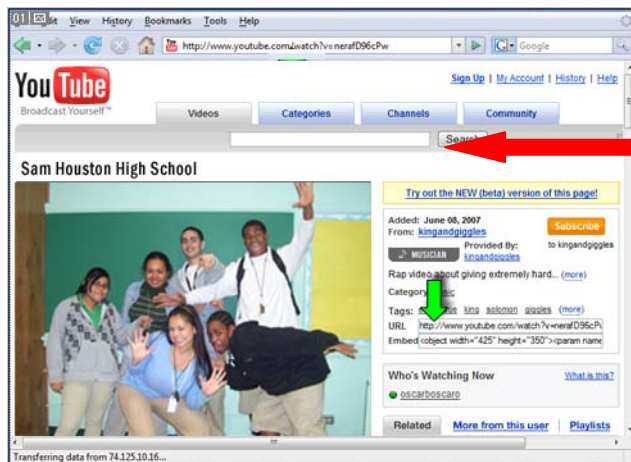
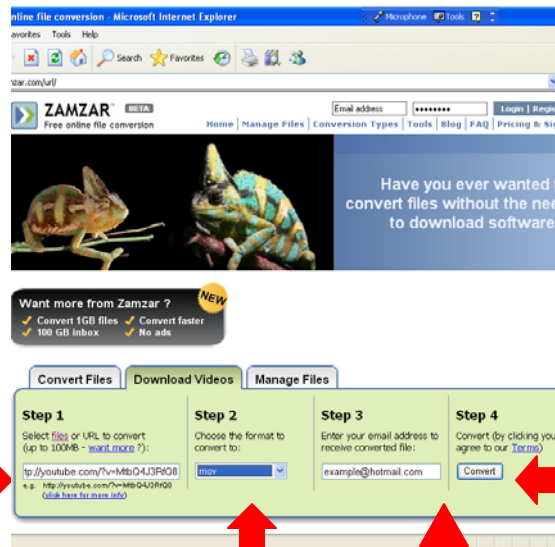


I can show
YouTube videos
in my class

<http://www.youtube.com>
<http://www.zamzar.com>



Log onto <http://www.youtube.com>, click on the Videos tab, and put keywords into the search. Endless possibilities will appear! Once you find a video, highlight the URL (green arrow) and copy by pressing Ctrl C on your keyboard. Next, log onto <http://www.zamzar.com> and follow the steps below.



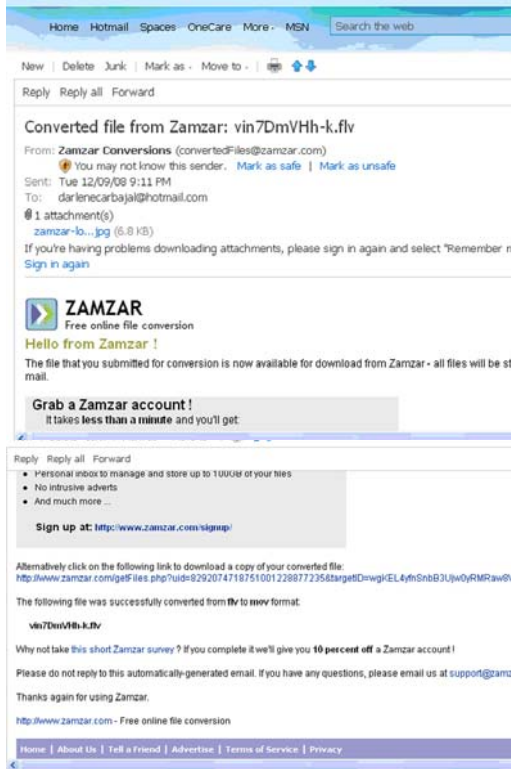
Paste the URL from YouTube by pressing Ctrl V on your keyboard.

Video Format: mov

Type the e-mail address where you want the video sent to.

Darlene Carbajal
dcarbajal1@saisd.net

After a couple of minutes, Zamzar will give you a message stating that information has been sent to your e-mail.



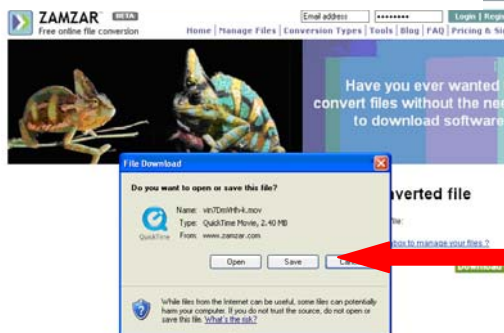
You do not have to sign up or make an account to receive the video clip! It does give the option, but if you click on this link, you can get the file for free without providing any additional information.



The link will direct you back to the website where you will click Download now.

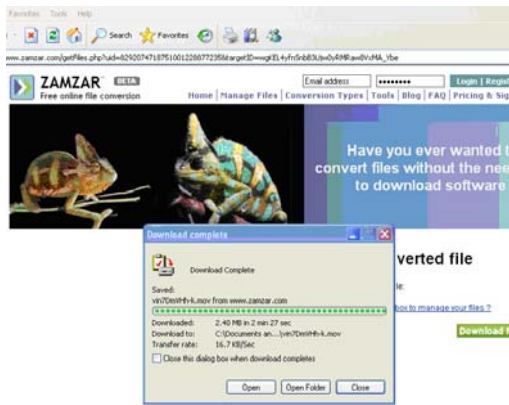
Download your converted file

Click below to download your converted file:
[Why not sign up for a Zamzar inbox to manage your files?](#)
vin7DmVHH-k.flv (3 MB) [Download Now](#)

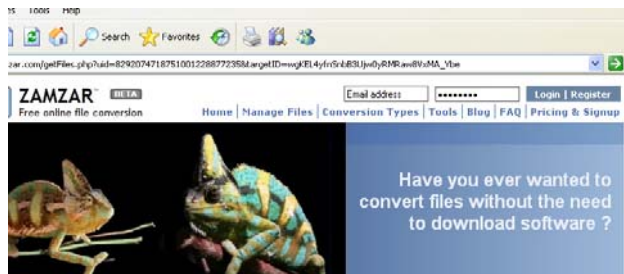


Save the file to your computer or flash drive.

Darlene Carbajal
dcarbajal1@saisd.net



Once the download is complete, you can open to preview.



WARNING: Because we chose the free option, the video will only be available for 24 hours. If you receive this message, you must start over.